

**FY 10/11 BUDGET COMMUNITY FORUM
OCTOBER 28, 2009
7 PM to 9 PM**

AGENDA

INTRODUCTION	GRANT BUSH	7:00 PM
SCS OVERVIEW FY 2009/10	JOHN BOSSANGE ALLEGRA MILLER	7:10 PM
FY 2010/11 OUTLOOK	BOB MASON	7:35 PM
WHAT IS IMPORTANT TO SHELBURNE	ELAINE PINCKNEY	8:00 PM

What are essential program components that you want to preserve?

What areas, if any, do you feel need additional focus?

What ideas do you have about controlling costs while preserving the excellence in education that SCS stands for?

*Oktopost
RDW
11-9-09*

SHELBURNE COMMUNITY SCHOOL

2009-1010

WHAT WE VALUE AND WHY WE ARE A SUCCESSFUL SCHOOL

- High expectations for student success (frequent monitoring of student performance, a focus on achievement, and time on task), with an emphasis on quality instruction, assessment, and the Vermont Grade Expectations
- Cooperative, collegial working environment for staff which supports professional development and a culture of change for improvement
- Strong and supportive administrative leadership at the CSSU and SCS levels
- Safe and orderly classrooms and school which support student's social, emotional, and academic growth with highly trained teachers and support staff
- Parental involvement and a strong community/family school partnership
- Strong professional relationships between students and staff which promotes academic engagement and encourages an investment in learning
- Willingness to confront challenging issues in a proactive manner

FACTS AND STAFFING INFORMATION

Enrollment:	766 (Grades EEE-8)	Grade Configuration:	EEE, K, 1-2, 3, 4-5, 6-8	
School Year:	Teachers: 189 days	Class Sizes	16, 18, 18, 17, 21, 21	
School Day:	Students: 180 days, 6.5 hrs	Extended Day/Year (Qualifying)	7.5 hrs, 195 days	
Staffing:	K-8 Classroom Teachers:	38	Unified Arts Teachers:	11.2
	Special Education Staff:	12	IEP Paraprofessionals:	17
	Math and Literacy Staff:	8	Team Paraprofessionals:	12
	Student/Family Support:	15.5	Administration:	2
(Nurse, Counselors, Social Worker, Library Media Specialist, Differentiated Instruction/Enrichment, Technology, Planning Room, Behavior Interventionist, Secretaries)				
	Custodians:	6	Cafeteria:	4
	Transportation:	10	Coaches and Advisors:	36
	CSSU Staff Support	5	CSSU Administrative Support	6

OK to post
9-10-09
RDM

ACADEMIC PROGRAMS

Grades K-5

The K-5 elementary student has literacy, math, social studies, and science daily. These subjects are taught either as a separate subject or in thematic units. Students are also taught a social curriculum through the Responsive Classroom model which focuses on relationship building, responsibility to self and others. Each student has art, music, and physical education two times every week. Art shows, music performances, plays, and special activities are woven into our curriculum throughout the year. Students also use various forms of technology in most content areas to enhance their learning.

Grades 6-8

The 6-8 middle school student has math, language arts, social studies, and science in forty minute periods of instruction each day or in double blocks of time every other day. All students, unless on a specific individualized learning plan, also take either Spanish or French four times a week in grades six and seven and five times a week in grade eight. Students in all three grades have physical education two times a week, and they have art and music two times a week in grades six and seven, and music one time a week in grade eight. All eighth graders are involved in a community service program one double block a week where they visit the Shelburne Museum, The Shelburne Art Center, and various community sites for service learning and volunteer work. Eighth graders also participate in an enrichment program, taught by the SCS staff, one period a week. The use of technology is interwoven into most content areas.

STUDENT SUPPORT SERVICES

- Planning Room staff and a Behavior Interventionist help students solve issues in school related to work completion, peer relations and overall school expectations.
- School counselors, one for K-4 and one for 5-8, teach classes on a regular basis, see individual students as needed, and lead small groups on issues related to peer pressure, relationships, and family concerns.
- Student Assistance Program works with students in grade five through eight helping them develop strategies to make healthy choices and deal with issues around substance abuse.

SCHOOL ACTION PLAN (for school improvement)

Mathematics	Arts Integration
Differentiated Instruction	Science
Social Studies	Literacy
Wellness/Health	Wellness/School Climate

NECAP TEST SCORES

2009 Results

Reading (3-8) **Math (3-8)** **Writing (5, 8)** **Science (4, 8)**

Distinction	26%	39%	34%	0%
Proficient	59%	46%	46%	40%
Partial Proficient	10%	9%	14%	44%
Below Proficient	5%	6%	6%	16%
Total Above	85%	85%	80%	40%
Total Below	15%	15%	20%	60%

ENRICHMENT AND EXTRA CURRICULAR PROGRAMS

Band and Chorus (4-8)	Grade 8 Enrichment Program (8)
Scripps Spelling Teams (3-8)	Many Milers Program (1-5)
Student Council (6-9)	Stock Market Teams (6-8)
Student Leadership (5)	Grade 8 Community Service Program (8)
Math Counts (6-8)	Drama Productions (1-8)
VPA Spelling Teams (5-8)	First Light Drama Program (6-8)
GeoBee Teams (6-8)	Hands on Nature (K-3)
Musical Theatre Program (6-8)	Thirteen Interscholastic Sports (6-8)
Math Club (4-5)	Summer School (1-7)
Literary Journal (6-8)	Summer Enrichment Camp (K-7)
Talent Show (6-8)	Yearbook (6-8)
SKAT Intramural Activities (6-8)	Dances (6-8)
Help and Homework Club (4-8)	Mentor Program (3-8)
Art Studio (6-8)	Project Lead (6-8)
Do Good Club (6-8)	

St George School District

Sept 2	Wed	7:00 PM	Budget Assumptions Approval, Overall Budget Process	@CVU
Oct 7	Wed	5:00 PM	Purchased Service Budget Review	(Carousel)
Nov 18	Wed	7:00 PM	Preliminary Budget – First Draft	@ Town Hall
Dec 2	Wed	7:00 PM	Budget – Second Draft	@ Town Hall
Jan 20	Wed	7:00 PM	Approve Budget	@ Town Hall

Shelburne School District

Sept 2	Wed	7:00 PM	Budget Assumptions Approval, Overall Budget Process including Forums Scheduled, Budget Buddies needed?	
Oct 7	Wed	5:00 PM	Purchased Service Budget Review	(Carousel)
Nov 4	Wed	7:00 PM	Approve CSSU Purchased Services	
Nov 17	Tue	7:30 AM	Review Baseline Budget, O&M, Tech, &Spec Ed	@SCS
Dec 1	Tue	7:30 AM	Review Instructional Staffing, & SU assessments	@SCS
Dec 15	Tue	7:30 AM	Decision Packets # 1	@SCS
Jan 5	Tue	7:30 AM	Decision Packets Final, Revenue & Tax Implications Approve Announced Tuition	@SCS
Jan 21	Thurs	7:00 PM	Final Budget Hearing and Approval Joint meeting with Town Board (date tentative)	@SCS

BUDGET DRIVERS

LOCAL CONTROL

High	Transportation Technology Oper/Maintenance Local Admin		Focus Staffing (class size, curriculum)
Medium	Workman's comp SU Exec Admin EDLP	Supervisory Union Assessments	Salaries
Low	Insurance - general Utilities EEE	Benefits Debt Service	Special Ed (IEPs, 504s, severity)
	Low	Medium	High

\$ IMPACT OR % OF TOTAL BUDGET
 (WITHOUT LOCAL REVENUE, ADM OFFSET)

2

District: Shelburne
County: Chittenden

LEA: T186
S.U.: Chittenden South

Enter estimated homestead base rate for FY2010. See note at bottom of page.
0.86

		Act 68		Act 130	
		FY2007	FY2008	FY2009	FY2010
1.	Budget (local budget, including special programs, full technical center expenditures, and any Act 144 expenditures)	\$10,125,073	\$10,679,953	\$11,220,491	\$11,220,491
2.	plus Sum of separately warned articles passed at town meeting	-	-	\$98,500	-
3.	minus Act 144 Expenditures, to be excluded from Education Spending	-	-	-	-
4.	Act 68 locally adopted or warned budget	\$10,125,073	\$10,679,953	\$11,318,991	\$11,220,491
5.	plus Prior years Champlain Valley UHSD #15 assessment	\$4,479,828	\$4,586,802	NA	NA
6.	plus No union elementary or junior high school assessment	-	-	NA	NA
7.	plus Obligation to a Regional Technical Center School District if any	-	-	-	-
8.	plus Prior year deficit reduction if not included in expenditure budget	-	-	-	-
9.	Gross Act 68 Budget	\$14,604,701	\$15,266,755	\$11,318,991	\$11,220,491
10.	S.U. assessment (included in local budget) - informational data	\$978,810	\$951,160	\$982,859	\$1,001,402
11.	Prior year deficit reduction (if included in expenditure budget) - informational data	-	-	-	-
Revenues					
12.	Local revenues (categorical grants, donations, tuitions, surplus, etc., including local Act 144 tax revenues)	\$1,160,709	\$1,262,829	\$1,744,373	\$1,577,636
13.	plus Capital debt aid for eligible projects pre-existing Act 60	-	-	-	-
14.	plus Prior year deficit reduction if included in revenues (negative revenue instead of expenditures)	-	-	-	-
15.	minus All Act 144 revenues, including local Act 144 tax revenues	-	-	-	-
16.	Total local revenues	\$1,160,709	\$1,262,829	\$1,744,373	\$1,577,636
17.	Education Spending	\$13,443,992	\$14,003,926	\$9,574,618	\$9,642,855
18.	Equalized Pupils (Act 130 count is by school district)	1,187.14	1,158.12	779.92	773.08
19.	Education Spending per Equalized Pupil	\$11,325	\$12,092	\$12,276.41	\$12,473
20.	minus Less not eligible construction costs (or P&I) per equalized pupil	\$550.74	\$567.25	\$255.44	\$196
21.	minus Less share of SpEd costs in excess of \$50,000 for an individual	-	-	-	-
22.	minus Less amount of deficit if deficit is solely attributable to tuitions paid to public schools for grades the district does not operate for new students who moved to the district after the budget was passed	-	-	-	-
23.	minus Less SpEd costs if excess is solely attributable to new SpEd spending if district has 20 or fewer equalized pupils	-	-	\$0.22	\$1
24.	plus Excess Spending per Equalized Pupil over threshold (if any)	-	-	-	-
25.	Per pupil figure used for calculating District Adjustment	\$11,325	\$12,092	\$12,276	\$12,473
26.	District spending adjustment (minimum of 100%) (\$12,473 / \$8,544)	154.498% based on \$7,330	156.308% based on \$7,736	149.530% based on \$8,210	145.989% based on \$8,544
Prorating the local tax rate					
27.	Anticipated district equalized homestead tax rate to be prorated (Tax rates were not prorated in FY07 - FY08) (145.989% x \$0.86)	\$1.468 based on \$0.95	\$1.360 based on \$0.87	\$1.301 based on \$0.87	\$1.256 based on \$0.86
28.	Percent of Shelburne equalized pupils not in a union school district	Not applicable prior to Act 130	Not applicable prior to Act 130	66.074%	65.780%
29.	Portion of district eq homestead rate to be assessed by town (65.780% x \$1.26)	Not applicable prior to Act 130	Not applicable prior to Act 130	\$0.860	\$0.826
30.	Common Level of Appraisal (CLA)	94.44%	87.79%	111.41%	99.25%
31.	Portion of actual district homestead rate to be assessed by town (Tax rates were not prorated in FY07 - FY08) (\$0.826 / 99.25%)	\$1.554 based on \$0.95	\$1.549 based on \$0.87	\$0.772 based on \$0.87	\$0.832 based on \$0.86
<p>If the district belongs to a union school district, this is only a PARTIAL homestead tax rate. The tax rate shown represents the estimated portion of the final homestead tax rate due to spending for students who do not belong to a union school district. The same holds true for the income cap percentage.</p>					
32.	Anticipated income cap percent to be prorated (145.989% x 1.80%)	Not applicable prior to Act 130	Not applicable prior to Act 130	2.69%	2.63% based on 1.80%
33.	Portion of district income cap percent applied by State (65.780% x 2.63%)	2.78% based on 1.80%	2.81% based on 1.80%	1.78% based on 1.80%	1.73% based on 1.80%
34.	Percent of equalized pupils at Champlain Valley UHSD	Not applicable prior to Act 130	Not applicable prior to Act 130	33.93%	34.220%
35.		Not applicable prior to Act 130	Not applicable prior to Act 130	-	-

The Tax Commissioner recommended an FY2010 base education homestead tax rate of \$0.85 but also urged the Legislature to not accept that recommendation. The rate entered is therefore an estimate only. The base income percentage cap is 1.80%. Final figures will be set by the Legislature and approved by the Governor.

The projected base education amount of \$8,544 is subject to change by the Legislature.

EDUCATION FINANCE 101

BUDGET \$\$

Less REVENUE

Equals EDUCATION SPENDING

DIVIDE Ed Spending BY # OF EQUALIZED PUPILS

Equals SPENDING per PUPIL

Spending per pupil _____ X Statewide Tax Rate = Equalized Tax Rate
Base Education Amount

Equalized Tax Rate _____ = LOCAL TAX RATE
Common Level of Appraisal

2010-2011 Budget Challenges

- The state..... is in desperate financial shape
 - Pressure to grab education fund monies
 - Economy far from recovered

- The school.....
 - Declining enrollment
 - Increasing salary and benefit costs on same staff
 - Education Funding Law hurdles
 - Penalty Threshold
 - “Two Vote” requirement
 - Flat Lined Base Education Amount

- The community...
 - Tax increases are no longer acceptable
 - Our expectations for our children have not diminished

Two scenarios.....#1

Assume: 3% expenditure and local revenue increase
Cost Price Index (CPI) up 1%
State tax rate flat at 86¢
CLA down slightly to 99%


Outcome: Tax Rate up 4.1%
Not in the penalty threshold
Requires two votes to pass, second article \$125,000

Two scenarios.....#2


Assume: Cap property tax increase to 3.0%
Cost Price Index (CPI) flat
State tax rate flat at 88¢ (up 2¢)
CLA down slightly to 99%
No penalty threshold
No second vote

Outcome: Year to year budget increase limited to approximately
\$6,500

2010



Flat World
Global Economy
Flattened Economy



Critical thinking and problem solving

Collaboration

Agility and Adaptability

Initiative and Entrepreneurialism

Effective Oral and Written Communication

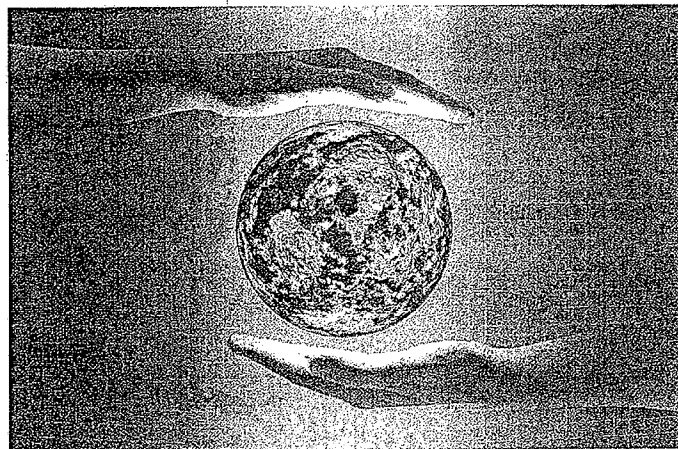
Curiosity and Imagination

Analysis

CREATIVITY

21st Century Skills

Any Century Skills



WHAT WE NEED FROM YOU:

What are the essential program components that you want to preserve?

What areas, if any, do you feel need additional focus?

What ideas do you have about constraining costs while preserving the excellence that SCS stands for?

SHELBURNE BUDGET FORUM

October 28, 2009

Question:

What are the essential program components that you want to preserve?

Answer:

- ❖ Unified Arts
- ❖ Technology Initiatives
- ❖ Math and Science
- ❖ Keep everything – do it better
- ❖ Class size
- ❖ Class size
- ❖ Unified Arts
- ❖ Middle School Extracurricular (include 6th grade in everything)
- ❖ Technology – maintaining and moving forward
- ❖ GLE preservation
- ❖ Preserve present student/teacher ratio – no higher!!
- ❖ Preserve languages
- ❖ Maintain fine arts programs – P.E.
- ❖ Healthy food programs
- ❖ Math/Reading Enrichment
- ❖ Extracurricular
- ❖ Unified Arts – 21st Century
- ❖ Language – world languages
- ❖ Science
- ❖ Technology
- ❖ Keep kids involved in school community
- ❖ Classroom community
- ❖ DI
- ❖ 8th grade community service
- ❖ Technology
- ❖ Alpha model (integrated curriculum)
- ❖ Unified Arts
- ❖ Continue community gardens

SHELBURNE BUDGET FORUM

October 28, 2009

Question:

What ideas do you have about constraining costs while reserving the excellence that SCS stands for?

Answer:

- ❖ Look at support staff vs. classroom teachers
- ❖ No salary increases
- ❖ Look at all areas and compromise all over
- ❖ Make more and better use of parent volunteers
- ❖ Research buyout plan for teachers
- ❖ Re-look at DI/Enrichment position
- ❖ Negotiations – advocacy for collective healthcare
- ❖ Consolidation of resources, purchasing
- ❖ We are already bare bones
- ❖ Costs of extracurricular activities
- ❖ Cost savings if we increase class size – how much?
- ❖ Evaluate quality of extracurricular vs. costs or current offerings of discretionary programs
- ❖ Important to communicate to community about implications of budget
- ❖ As salary/benefits are 75% of budget, ask board to negotiate new contract that closely approximates the CPI
- ❖ Class size
- ❖ Stipends for extracurricular and student fees w/sliding scale
- ❖ Support staff ratio
- ❖ Administrative – local & CSSU
- ❖ Costs/benefits non-core program with assessment of returns
- ❖ Procurement – bulk negotiations
- ❖ Seeking corporate donations
- ❖ Foundation grants
- ❖ Do it “our-selves” vs. buy volunteers

SHELBURNE BUDGET FORUM

October 28, 2009

Question:

What areas, if any, do you feel need additional focus?

Answer:

- ❖ Science
- ❖ Science NECAPS
- ❖ AYP
- ❖ Languages offered match languages requested
- ❖ Better use of parent volunteers
- ❖ Science
- ❖ Interim assessment
- ❖ Additional push for students already performing at top levels
- ❖ Science
- ❖ Foreign languages – starting in Kindergarten
- ❖ Technology – keeping current using as early as possible
- ❖ Different instruction
- ❖ Special Education
- ❖ Science – creative class
- ❖ Additional foreign languages